



WINTER – 2019 EXAMINATION
MODEL ANSWER

Subject: Principles of Database

Subject Code: 22321

Important Instructions to examiners:

- 1) The answers should be examined by key words and not as word-to-word as given in the model answer scheme.
- 2) The model answer and the answer written by candidate may vary but the examiner may try to assess the understanding level of the candidate.
- 3) The language errors such as grammatical, spelling errors should not be given more Importance (Not applicable for subject English and Communication Skills).
- 4) While assessing figures, examiner may give credit for principal components indicated in the figure. The figures drawn by candidate and model answer may vary. The examiner may give credit for any equivalent figure drawn.
- 5) Credits may be given step wise for numerical problems. In some cases, the assumed constant values may vary and there may be some difference in the candidate's answers and model answer.
- 6) In case of some questions credit may be given by judgement on part of examiner of relevant answer based on candidate's understanding.
- 7) For programming language papers, credit may be given to any other program based on equivalent concept.

Q. No	Sub Q.N.	Answer	Marking Scheme
1.	(a) Ans.	Attempt any FIVE: Define (i) Data Abstraction, (ii) Data Redundancy. (i) Data Abstraction: Data Abstraction is hiding the details of data organization and storage and highlighting the essential features for an improved understanding of data. (ii) Data Redundancy: The Data redundancy is the storing of same data multiple times. This leads to duplication of effort. Second, storage space is wasted.	10 2M <i>Each definition 1M</i>
	(b) Ans.	Define the term tuple and domain. tuple: A row is called a Tuple. domain: A domain is a set of all possible (or permissible) values in an attribute. OR A Domain is defined as a kind of data represented by an attribute.	2M <i>Each definition 1M</i>
	(c) Ans.	Define primary key and candidate key.	2M



MAHARASHTRA STATE BOARD OF TECHNICAL EDUCATION
(Autonomous)
(ISO/IEC - 27001 - 2005 Certified)

WINTER – 2019 EXAMINATION
MODEL ANSWER

Subject: Principles of Database

Subject Code: 22321

		<p>Primary key: The PRIMARY KEY uniquely identifies each record in a database table. Primary keys must contain unique values. A primary key column cannot contain NULL values. Each table should have a primary key, and each table can have only one primary key.</p> <p>Candidate key: A minimal super key is called a candidate key. An entity set may have more than one candidate key. A candidate key is a column, or set of columns, in a table that can uniquely identify any database record without referring to any other data. Each table may have one or more candidate keys, but one candidate key is special, and it is called the primary key.</p>	<p><i>Each definition 1M</i></p>
	(d) Ans.	<p>Define constraints, list types. Constraints are used to limit the type of data that can go into a table. Constraints are used to ensure accuracy and consistency of data in a relational database.</p> <p>Types of Constraints : 1. NOT NULL Constraint 2. DEFAULT Constraint 3. UNIQUE Constraint 4. CHECK Constraint 5. Primary Key Constraint 6. Foreign Key Constraint</p>	<p>2M <i>Definition 1M</i></p> <p><i>Types 1M</i></p>
	(e) Ans.	<p>Define Data and instance. Data: Data can be defined as facts or information that can be recorded and have an implicit meaning. Instance: The collection of information stored in the database at a particular moment is called an instance of the database.</p>	<p>2M <i>Each definition 1M</i></p>
	(f) Ans.	<p>Write Syntax for create table. Syntax of Create table: CREATE TABLE table_name(column1 datatype (size), column2 datatype(size), column3 datatype(size), columnNdatatype(size));</p>	<p>2M <i>Correct syntax 2M</i></p>
	(g) Ans.	<p>Define Normalization, list its types.</p>	<p>2M</p>



WINTER – 2019 EXAMINATION
MODEL ANSWER

Subject: Principles of Database

Subject Code: 22321

		<p>central software component of the DBMS, which interfaces with user-submitted application programs and queries. It handles database access at run time. It converts operations in user's queries coming. It accepts queries and examines the external and conceptual schemas to determine what conceptual records are required to satisfy the user's request. It enforces constraints to maintain the consistency and integrity of the data, as well as its security. It also performs backing and recovery operations.</p> <p>(iii) Authorization control: The authorization control module checks the authorization of users in terms of various privileges to users.</p> <p>(iv) Command processor: The command processor processes the queries passed by authorization control module.</p> <p>(v) Integrity checker: It checks the integrity constraints so that only valid data can be entered into the database.</p> <p>(vi) Query optimizer: The query optimizers determine an optimal strategy for the query execution.</p> <p>(vii) Transaction manager: The transaction manager ensures that the transaction properties should be maintained by the system.</p> <p>(viii) Scheduler: It provides an environment in which multiple users can work on same piece of data at the same time in other words it supports concurrency.</p> <p>(ix) Data Manager: The data manager is responsible for the actual handling of data in the database. It provides recovery to the system which that system should be able to recover the data after some failure. It includes Recovery manager and Buffer manager. The buffer manager is responsible for the transfer of data between the main memory and secondary storage (such as disk or tape). It is also referred as the cache manger.</p>	<p><i>Any four components 1M each</i></p>
3.	(a) Ans.	<p>Attempt any THREE of the following:</p> <p>Explain Domain constraints with Syntax and example.</p> <p>Domain constraints are used to maintain value according to user specification</p> <p>Domain constraints are:</p> <p>1. Not null-such constraints are applied to an attribute when we have to specify that the attribute cannot accept null value. Null is in the domain of all attributes unless not null is applied.</p> <p><i>Example:</i></p> <p>Consider the schema student.Student{rollno, name,sscper}. The name</p>	<p>12 4M</p> <p><i>Explanation 2M</i></p>



WINTER – 2019 EXAMINATION
MODEL ANSWER

Subject: Principles of Database

Subject Code: 22321


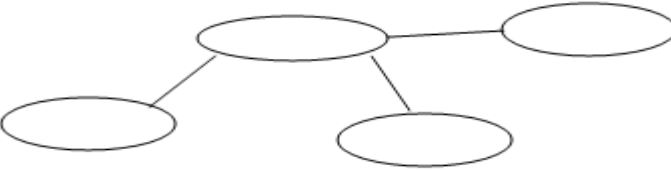

		<p>of the student should not be null. So we can apply the not null constraint to the name attribute. <i>General syntax</i> (While creating table) Create table tablename(attr1 datatype(size), attr2 datatype(size) not null,attr3 datatype(size)); After creating the table Alter table tablename modify attr not null; <i>Example:</i> Create table student(rollno number(5),name varchar(30) not null,sscper number(3)); Alter table student modify name not null;</p> <p>2. Check – allows enforcing domain integrity by limiting the values accepted by an attribute. <i>Eg:</i> consider an attribute age of the entity employee. If age should be limited to 60, check constraint can be used <i>General syntax:</i> Create table tablename(attr1 datatype(size),attr2 datatype(size) constraint nameofconstraint check(attr<value)); <div style="text-align: center;">or</div> Alter table tablename add constraint nameofconstraint check(attr<value)</p> <p><i>Eg:</i> Create table emp(empno number(4),name varchar(30),age number(3) constraint chk_emp check(age>60)); <div style="text-align: center;">or</div> Alter table emp add constraint chk_emo check(age>60)</p>	<p><i>Syntax and example 2M</i></p>
(b) Ans.	<p>Describe benefits and drawback of denormalization. Benefits of denormalization:</p> <ul style="list-style-type: none"> • Reduce number of relations: It reduce the number of relations because it combines two relations into one new relation. • Reduce number of foreign keys: It reduce number of foreign keys because number of relations is reduced. • Minimizes need for joins: It minimizes need for joins because it combines many relations into one. • Increase Performance: It increase performance of database by adding redundant data or by grouping data. <p>Drawbacks of demoralization:</p> <ul style="list-style-type: none"> • Slow Data Updates: It may speed up the retrieval but can slow 	<p>4M</p> <p><i>Any 2 benefits and 2 drawbac k 1M each</i></p>	



WINTER – 2019 EXAMINATION
MODEL ANSWER

Subject: Principles of Database

Subject Code: 22321



		<p>down database updates</p> <ul style="list-style-type: none"> • Increase size of relations: It can increase size of the relations due to combining multiple relations into one single relation. • Complex implementation: It may simplify implementation in some cases but may make it more complex in other. • Application Specific: It is always application-specific and needs to be re-evaluated if the application changes. 	
	<p>(c) Ans.</p>	<p>Explain different types of attribute with example and their symbols used in ER diagram.</p> <p>Different types of attributes are:</p> <p>1. Simple attribute: A simple attributes are those which cannot be subdivided. <i>Eg:</i> Rollno– symbol</p> <div style="text-align: center;">  </div> <p>2. Composite attribute: a composite attribute is that which can be subdivided <i>Eg:</i> name – can be divided into first_name, middle_name and last_name Symbol</p> <div style="text-align: center;">  </div> <p>3. Single valued attribute- an attribute which can have only one value for an entity. <i>Eg:</i> ssc_per Symbol :</p> <div style="text-align: center;">  </div> <p>4. Multivalued attribute - an attribute that can take more than one value for an entity. <i>Eg:</i> phoneno</p>	<p>4M</p> <p><i>Any four attributes 1M each</i></p>



WINTER – 2019 EXAMINATION
MODEL ANSWER

Subject: Principles of Database

Subject Code: 22321

		<p>Symbol</p> <div style="text-align: center;">  </div> <p>5. Derived attribute - an attribute for which the value can be calculated or determined from another attribute <i>Eg: age from dateofbirth</i> Symbol</p> <div style="text-align: center;">  </div>																						
(d) Ans.	<p>Differentiate between Hierarchical Database model and network database model.</p> <table border="1" style="width: 100%; border-collapse: collapse;"> <thead> <tr> <th style="width: 10%;">Sr. No.</th> <th style="width: 45%;">Hierarchical data model</th> <th style="width: 45%;">Network data model</th> </tr> </thead> <tbody> <tr> <td style="text-align: center;">1</td> <td>Represents tree like structure with one root</td> <td>Represents tree like structure with many roots</td> </tr> <tr> <td style="text-align: center;">2</td> <td>Reflects 1:N (one-to-many)relations</td> <td>Reflects M:N(many to many) relations</td> </tr> <tr> <td style="text-align: center;">3</td> <td>There can be only one parent node</td> <td>Allows a child to have more than one parent</td> </tr> <tr> <td style="text-align: center;">4</td> <td>Relationships between records is of parent-child type</td> <td>Relationship is represented as pointers or links</td> </tr> <tr> <td style="text-align: center;">5</td> <td>There are multiple occurrence of child records and therefore inconsistency</td> <td>This model is free from such inconsistency as there is only a single occurrence of a record set.</td> </tr> <tr> <td style="text-align: center;">6</td> <td>Searching a record is difficult as a child can be reached only through a parent</td> <td>Searching a record is easy as there are multiple paths to a data element.</td> </tr> </tbody> </table>		Sr. No.	Hierarchical data model	Network data model	1	Represents tree like structure with one root	Represents tree like structure with many roots	2	Reflects 1:N (one-to-many)relations	Reflects M:N(many to many) relations	3	There can be only one parent node	Allows a child to have more than one parent	4	Relationships between records is of parent-child type	Relationship is represented as pointers or links	5	There are multiple occurrence of child records and therefore inconsistency	This model is free from such inconsistency as there is only a single occurrence of a record set.	6	Searching a record is difficult as a child can be reached only through a parent	Searching a record is easy as there are multiple paths to a data element.	<p>4M</p> <p style="margin-top: 20px;"><i>Any four points 1M each</i></p>
Sr. No.	Hierarchical data model	Network data model																						
1	Represents tree like structure with one root	Represents tree like structure with many roots																						
2	Reflects 1:N (one-to-many)relations	Reflects M:N(many to many) relations																						
3	There can be only one parent node	Allows a child to have more than one parent																						
4	Relationships between records is of parent-child type	Relationship is represented as pointers or links																						
5	There are multiple occurrence of child records and therefore inconsistency	This model is free from such inconsistency as there is only a single occurrence of a record set.																						
6	Searching a record is difficult as a child can be reached only through a parent	Searching a record is easy as there are multiple paths to a data element.																						














MAHARASHTRA STATE BOARD OF TECHNICAL EDUCATION
 (Autonomous)
 (ISO/IEC - 27001 - 2005 Certified)

WINTER – 2019 EXAMINATION
MODEL ANSWER

Subject: Principles of Database

Subject Code: 22321

		<ul style="list-style-type: none"> • Increased functionality provided by this modeling makes it complex. • There is no view mechanism • There is no adequate security mechanism. 	
(c) Ans.	<p>Draw the symbols used for entity relationship diagram and write their meaning.</p> <div style="display: flex; justify-content: space-between; align-items: flex-start;"> <div style="text-align: center;">            </div> <div style="text-align: left;"> <p>Represents Entity</p> <p>Represents Attribute</p> <p>Represents Relationship</p> <p>Links Attribute(s) to entity set(s) or Entity set(s) to Relationship set(s)</p> <p>Represents Multivalued Attributes</p> <p>Represents Derived Attributes</p> <p>Represents Total Participation of Entity</p> <p>Represents Weak Entity</p> <p>Represents Weak Relationships</p> <p>Represents Composite Attributes</p> <p>Represents Key Attributes / Single Valued Attributes</p> </div> </div>		<p>4M</p> <p style="text-align: right;"><i>Any eight 1/2M each</i></p>
(d) Ans.	<p>Explain any 4 Codd's rules.</p> <p>Codd rules:</p> <p>Rule 1: The information rule a has to be presented to the user should be in the form of table.</p>		<p>4M</p>



WINTER – 2019 EXAMINATION
MODEL ANSWER

Subject: Principles of Database

Subject Code: 22321

	<p>Rule 2: Guaranteed Access Rule Whole data should be available or accessible to the user without any ambiguity. The ambiguity can be avoided only through the perfect combination of the table name, primary key, and column name.</p> <p>Rule 3: Systematic treatment of null values The null values i.e. absence of the values in the table should be treated properly. The table should allow a field to remain empty. This is not applicable to primary keys. Key columns cannot have null values.</p> <p>Rule 4: Active on-line catalog based on the relational model Fourth rule specifies need of dynamic on-line catalog based on the relational model. There are certain system tables that stores the database definition should be present. The data accessing tools should be used to access the database structure information.</p> <p>Rule 5: The comprehensive data sub language rule: The system must support at least one relational language that Has a linear syntax Can be used both interactively and within application programs, Supports data definition operations (including view definitions), data manipulation operations (update as well as retrieval), security and integrity constraints, and transaction management operations (begin, commit, and rollback).</p> <p>Rule 6: The view updating rule: All views those can be updated theoretically, must be updated by the system.</p> <p>Rule 7: High-level insert, update, and delete: A database must support high-level insertion, updation, and deletion. This must not be limited to a single row, that is, it must also support union, intersection and minus operations to yield sets of data records</p> <p>Rule 8: Physical data independence: Changes to the physical level (how the data is stored, whether in arrays or linked lists etc.) must not require a change to an application based on the structure.</p> <p>Rule 9: Logical data independence: Changes to the logical level (tables, columns, rows, and so on) must not require a change to an application based on the structure.</p> <p>Rule 10: Integrity independence: Integrity constraints must be specified separately from application programs and stored in the catalog. It must be possible to change such constraints as and when appropriate without unnecessarily affecting existing applications.</p> <p>Rule 11: Distribution independence: The distribution of portions of the database to various locations should be invisible to users of the</p>	<p><i>Any four rules 1M each</i></p>
--	--	--



WINTER – 2019 EXAMINATION
MODEL ANSWER

Subject: Principles of Database

Subject Code: 22321

		<p>database. Existing applications should continue to operate successfully: when a distributed version of the DBMS is first introduced; and when existing distributed data are redistributed around the system.</p> <p>Rule 12: The non subversion rule: If the system provides a low level (record-at-a-time) interface, then that interface cannot be used to subvert the system, for example, bypassing a relational security or integrity constraint</p>	
	<p>(e) Ans.</p>	<p>Explain distributed database system with example.</p> <p>A distributed database is a database that consists of two or more files located in different sites either on the same network or on entirely different networks.</p> <p>Portions of the database are stored in multiple physical locations and processing is distributed among multiple database nodes.</p> <p>With distributed databases, data is physically stored across multiple sites and independently managed.</p> <p>The processors on each site are connected by a network, and they don't have any multiprocessing configuration.</p> <p>Distributed databases can be homogenous or heterogeneous.</p> <p>In a homogenous distributed database system, all the physical locations have the same underlying hardware and run the same operating systems and database applications.</p> <p>In a heterogeneous distributed database, the hardware, operating systems or database applications may be different at each location.</p> <p>Advantage of Distributed databases:</p> <p>Better Response – If data is distributed in an efficient manner, then user requests can be met from local data itself, thus providing faster response</p> <p>More Reliable - When the data and DBMS software are distributed over several sites one site may fail while other sites continue to operate ,which makes database more reliable</p> <p>Easier Expansion - : Expansion can be easily achieved by adding processing and storage power to the existing network.</p> <p>Improved Performance -These systems provide greater efficiency and better performance</p> <p>Resource Sharing -Since data is distributed, a group of users can easily share and use data of different sites</p> <p>Though there are many distributed databases to choose from, some</p>	<p style="text-align: center;">4M</p> <p style="text-align: center;"><i>Explanation 3M</i></p> <p style="text-align: center;"><i>Example 1M</i></p>



MAHARASHTRA STATE BOARD OF TECHNICAL EDUCATION
(Autonomous)
(ISO/IEC - 27001 - 2005 Certified)

WINTER – 2019 EXAMINATION
MODEL ANSWER

Subject: Principles of Database

Subject Code: 22321

		examples of distributed databases include Apache Ignite, Apache Cassandra, Apache HBase, Couchbase Server, Amazon SimpleDB, Clusterpoint, and FoundationDB							
5.	(a)	<p>Attempt any TWO: Consider following relation student (Roll_No, name, class, total_marks, percentage, Grade). Find appropriate dependencies and normalize upto 3NF.</p> <p>Ans. Functional Dependencies: Roll_no → name Roll_no → class total_marks → percentage percentage → Grade</p> <p>1NF: Student(Roll_no,name,class,total_marks,percentage,Grade)</p> <p>2NF: To convert It into 2NF, We have to decompose the given table into two tables with fully functional dependencies and establishing a referential integrity constraint relationship among the two tables.</p> <p>Student(Roll_No, name, class)</p> <p>Marks(Roll_No, total_marks, Percentage, Grade)</p> <p>3NF: To convert the above tables in 3NF ,We have to decompose them in three tables satisfying the transitive dependencies property</p> <p>Student(Roll_No, name, class)</p> <p>Marks(Roll_No, total_marks, percentage)</p> <p>Grade (percentage, Grade)</p>	<p>12 6M</p> <p style="text-align: right;"><i>Functional depende ncy 2M</i></p> <p style="text-align: right;"><i>2NF 2M</i></p> <p style="text-align: right;"><i>3NF 2M</i></p>						
	(b)	<p>Identify entities and their relationship in terms of tables for railway reservation system. <i>(Note: Any other entity or relationship shall be considered)</i></p> <p>Ans. List of Entity Types:</p> <table border="1" style="width: 100%; border-collapse: collapse; margin-top: 10px;"> <thead> <tr> <th style="width: 10%;">Sr. No</th> <th style="width: 20%;">Entity</th> <th style="width: 70%;">Attributes</th> </tr> </thead> <tbody> <tr> <td style="text-align: center;">1</td> <td>User</td> <td>Email_Id,Password,Fullname,Gender,Age, Mobile,City,State</td> </tr> </tbody> </table>	Sr. No	Entity	Attributes	1	User	Email_Id,Password,Fullname,Gender,Age, Mobile,City,State	6M
Sr. No	Entity	Attributes							
1	User	Email_Id,Password,Fullname,Gender,Age, Mobile,City,State							



MAHARASHTRA STATE BOARD OF TECHNICAL EDUCATION
(Autonomous)
(ISO/IEC - 27001 - 2005 Certified)

WINTER – 2019 EXAMINATION
MODEL ANSWER

Subject: Principles of Database

Subject Code: 22321

		2	Passenger	PNR, Passenger_Name, Age, Gender, Reservation, Status, Booked_By	<i>Identify relevant entities 3M</i>																								
		3	Train	Train_Id, Train_Name, Train_Type, Avail_Days, Seat_Avail																									
		4	Route	Source_Dist, Stop_Number, Arrival_Time, Depart_Time																									
		5	Station	Station_Id, Station_Name																									
		6	Train_status	Avil_Date, Booked_Seat1, Waiting_Seat1, Avail_Seat1, Booked_Seat2, Waiting_Seat2, Avail_Seat2, Booked_Seat3, Waiting_Seat3, Avail_Seat3																									
		List of Relationship				<i>Identify relevant relationships 3M</i>																							
		<table border="1" style="width: 100%; border-collapse: collapse;"> <thead> <tr> <th style="width: 10%;">Sr. No</th> <th style="width: 30%;">Relation Type</th> <th style="width: 60%;">Entity Types Involved</th> </tr> </thead> <tbody> <tr> <td style="text-align: center;">1</td> <td>Enquires</td> <td>User, Train</td> </tr> <tr> <td style="text-align: center;">2</td> <td>Consist_of</td> <td>Station, Route</td> </tr> <tr> <td style="text-align: center;">3</td> <td>Has</td> <td>Train, Train_status</td> </tr> <tr> <td style="text-align: center;">4</td> <td>checks</td> <td>User, Train_status</td> </tr> <tr> <td style="text-align: center;">5</td> <td>Has</td> <td>Train, Route</td> </tr> <tr> <td style="text-align: center;">6</td> <td>Starts_from/ends_on</td> <td>Train, Station</td> </tr> <tr> <td style="text-align: center;">7</td> <td>Assigns</td> <td>User, Passenger</td> </tr> </tbody> </table>			Sr. No		Relation Type	Entity Types Involved	1	Enquires	User, Train	2	Consist_of	Station, Route	3	Has	Train, Train_status	4	checks	User, Train_status	5	Has	Train, Route	6	Starts_from/ends_on	Train, Station	7	Assigns	User, Passenger
Sr. No	Relation Type	Entity Types Involved																											
1	Enquires	User, Train																											
2	Consist_of	Station, Route																											
3	Has	Train, Train_status																											
4	checks	User, Train_status																											
5	Has	Train, Route																											
6	Starts_from/ends_on	Train, Station																											
7	Assigns	User, Passenger																											
	(c)	<p>Consider given relation R = (A, B, C, D, E) with the following functional dependencies {CE → D, D → B, C → A}.</p> <p>(i) List all key for R.</p> <p>(ii) Identify the best normal form that R satisfies.</p>			6M																								
	Ans.	<p>Step1: Find attributes that are neither on the LHS nor on RHS --None</p> <p>Step2: Find the attributes that are only on RHS --A, B</p> <p>Step3: Find the attributes that are only on LHS. --C, E</p> <p>Step4: Combine the attributes on step 1 and 3</p>			<i>Listing Key 3M</i>																								



WINTER – 2019 EXAMINATION
MODEL ANSWER

Subject: Principles of Database

Subject Code: 22321

		<p style="text-align: center;">- C E</p> <p>The attributes C and E will belong to candidate key, but to find others we need to calculate closure of CE</p> <p>Step5: Closure finding : In our case, because with CE we get D and from D we get B and from C we get A So we have only one candidate key that is CE</p> <p>The relation is in 1NF as it does not have any composite as well as multivalued attribute. But it is not in 2NF as the statement says that</p> <ol style="list-style-type: none"> 1) It should be in 1NF 2) All non-key attributes are fully functionally dependent on primary key <p>In our case rule 2) is violated by $C \rightarrow A$ Thus given relation is best suited for 1NF only.</p>	<p><i>Identific ation of normal form 3M</i></p>
6	<p>(a)</p> <p>Ans.</p>	<p>Attempt any TWO: Consider the following schema student (R_No, Name, DOB, Percentage, D_No). Write procedure to manipulate given database by adding, modifying and deleting records.</p> <p>Consider given Schema Student(R_No,Name,DOB,Percentage,D_No)</p> <p><u>For adding records in table:</u> We use Insert into command for adding/inserting data into Student table. <i>Syntax for adding the values in the table is as follows:</i> SQL> Insert into <table name> values (value1, value2, value3...); <i>Ex:</i> SQL>insert into Student values(1,'Ram','12-Jan-1990',88,10) OR <i>Ex:</i> SQL>Insert into Student values(&R_No,'&Name','&DOB',&Percentage,&D_No);</p> <p><u>For modifying records in table</u> We use update command for modifying data of Employee table. The syntax of update command is: Update<table name>set</p>	<p>12 6M</p> <p><i>Adding procedu re 2M</i></p> <p><i>Modifi ng procedu re 2M</i></p>



MAHARASHTRA STATE BOARD OF TECHNICAL EDUCATION
(Autonomous)
(ISO/IEC - 27001 - 2005 Certified)

WINTER – 2019 EXAMINATION
MODEL ANSWER

Subject: Principles of Database

Subject Code: 22321

	<pre>2. Create table Emp (Emp_No number(4), Ename varchar2(25), Job char(10), sal number(10,2) Dept_No number(5) constraint Emp_Dept_No_fk references Dept(Dept_No),);</pre>	<p><i>Foreign Key creation 1½M</i></p>
--	--	--